







# HIRAGANA

## MEMORY HINT

### Worksheet Booklet



なまえ:

# HIRAGANA MEMORY HINT

English Version

©The Japan Foundation




Android

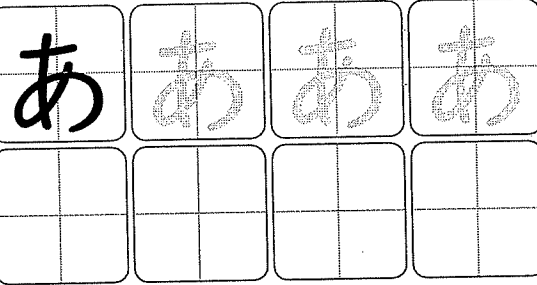



iOS


**a**



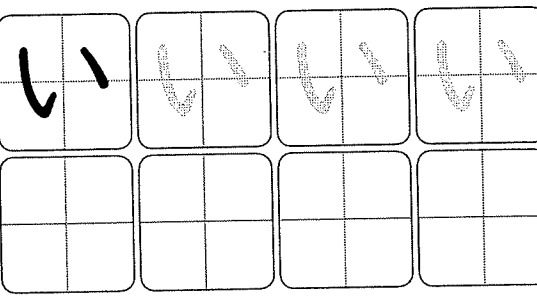
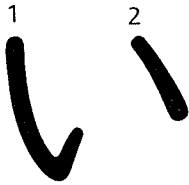
Ah! There is a snake!




**i**



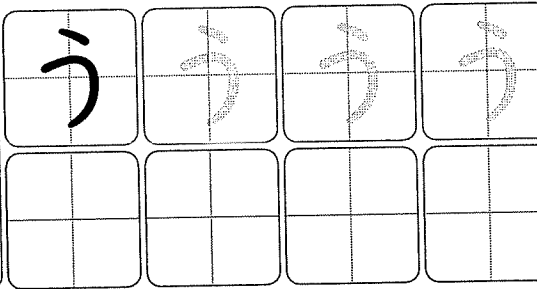

ears




**u**



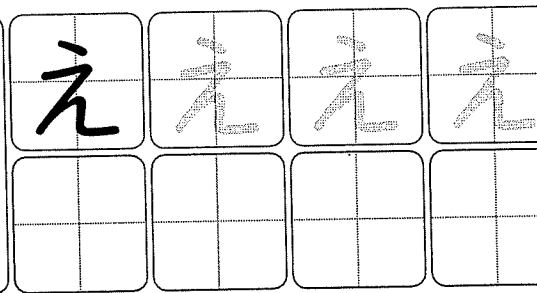

Woo! This is heavy.




**e**



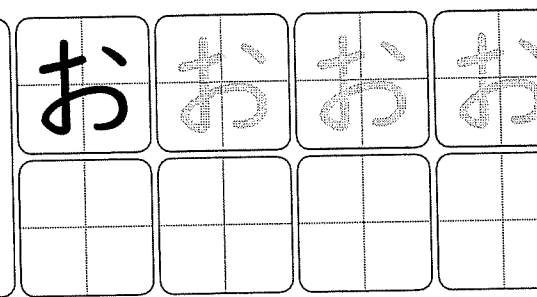

exercise



**o**



on the green



# HIRAGANA MEMORY HINT

English Version

©The Japan Foundation



Android

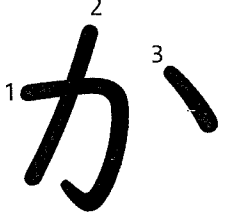


iOS

**ka**




cup and spoon




か	か	か	か

**ki**

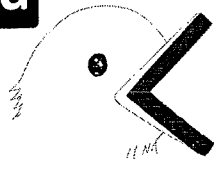


key




き	き	き	き

**ku**




cuckoo's beak

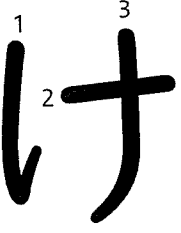


く	く	く	く

**ke**




cane




け	け	け	け

**ko**



coin



こ	こ	こ	こ

# HIRAGANA MEMORY HINT

English Version

©The Japan Foundation




Android




iOS

**sa**



surfing

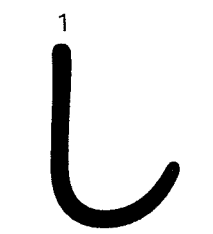


さ	さ	さ	さ

**shi**

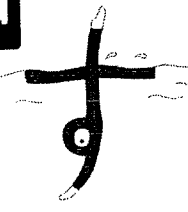


She has long hair.

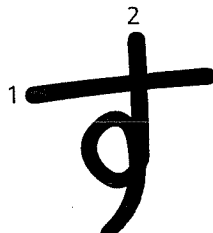


し	し	し	し

**su**




swimming

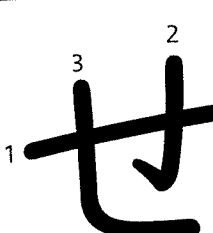


す	す	す	す

**se**

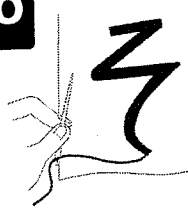


sailing

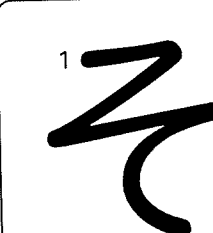


せ	せ	せ	せ

**so**



sewing zig zag



そ	そ	そ	そ

# HIRAGANA MEMORY HINT

English Version

©The Japan Foundation



Android



iOS

ta

ta

1 2 3 4  
た

た

た

た

た

chi



1 2  
ち


ち

ち

ち

ち

tsu



1  
つ


つ

つ

つ

つ

te



1  
て


て

て

て

て

to



1 2  
と

と

と

と

と

# HIRAGANA MEMORY HINT

English Version

©The Japan Foundation

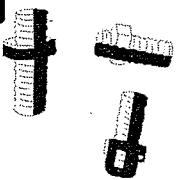


Android




iOS

**na**

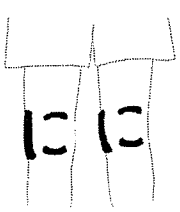


nuts

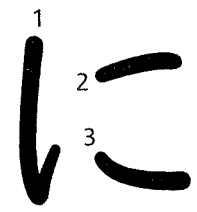


な	な	な	な

**ni**




knee




に	に	に	に

**nu**




noodle with chopsticks

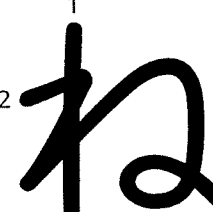


ぬ	ぬ	ぬ	ぬ

**ne**




net

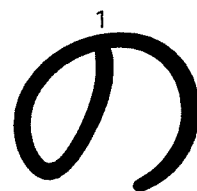


ね	ね	ね	ね

**no**



NO sign



の	の	の	の

# HIRAGANA MEMORY HINT

English Version

©The Japan Foundation

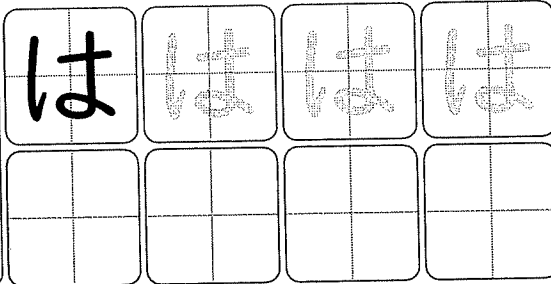
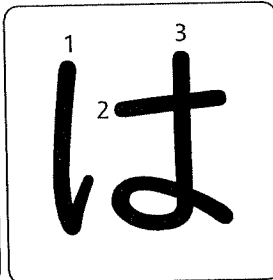



Android

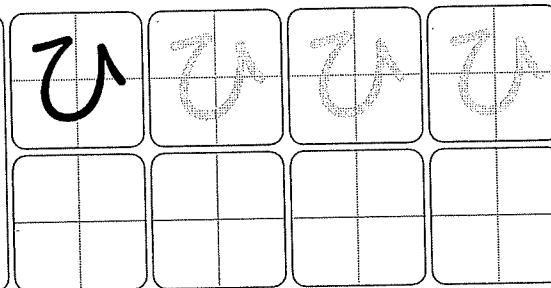



iOS

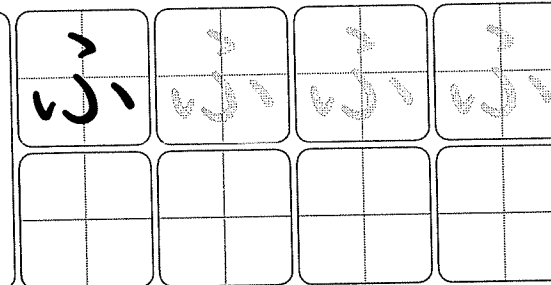
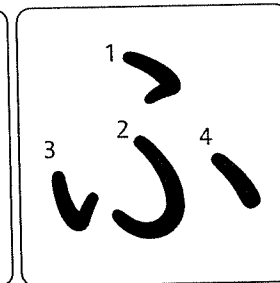

ha



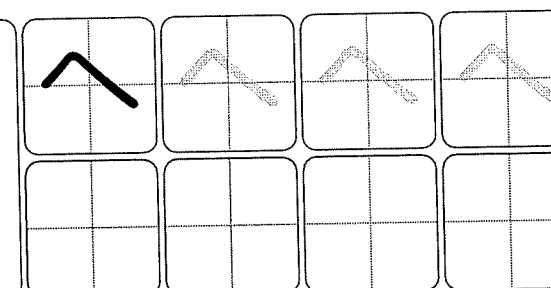
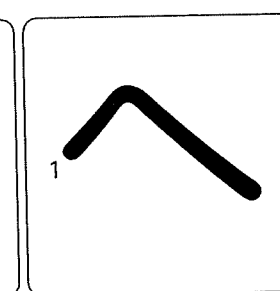
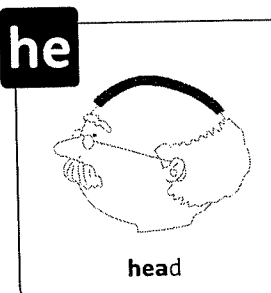
hi



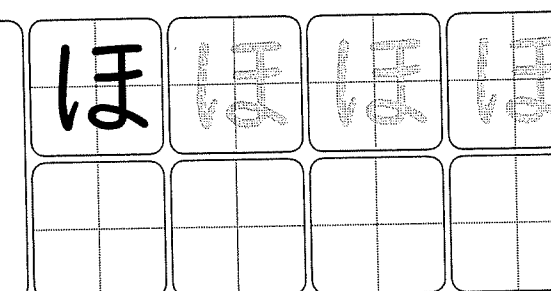
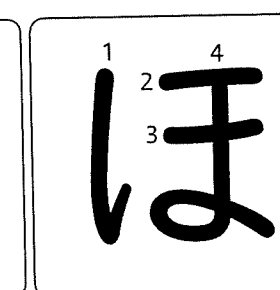

fu



he



ho



# HIRAGANA MEMORY HINT

English Version

©The Japan Foundation




Android

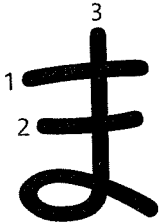


iOS

**ma**

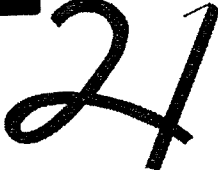


mushrooms

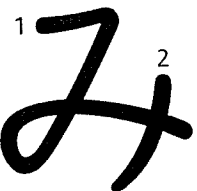


ま	ま	ま	ま

**mi**




"Who is 21?" "Me!"




み	み	み	み

**mu**




moo




む	む	む	む

**me**

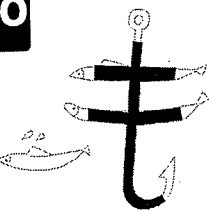


make pretzels

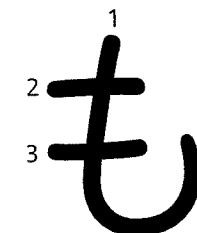


め	め	め	め

**mo**



more fish



も	も	も	も



# HIRAGANA MEMORY HINT

English Version

©The Japan Foundation



Android



iOS

**ya**

yacht [yatt]

1 2 3


**yu**

U - turn

1 2


**yo**

yo - yo

1 2


# HIRAGANA MEMORY HINT

English Version

©The Japan Foundation




Android



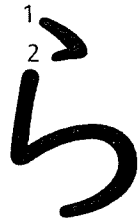
iOS

**ra**




lion

1 2




ら	ら	ら	ら

**ri**



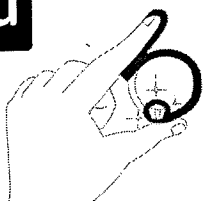
listen

1 2




り	り	り	り

**ru**



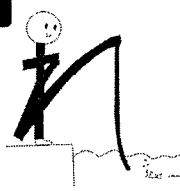
ruby

1




る	る	る	る

**re**




Let's wait another fish.

1 2




れ	れ	れ	れ

**ro**



robbed!

1



る	る	る	る

# HIRAGANA MEMORY HINT

English Version

©The Japan Foundation




Android




iOS

**wa**




worm around a stick

1  
2




わ	わ	わ	わ

**(w)o**




Oh! I can ride a unicycle!

1  
2  
3




を	を	を	を

**N**



'n' sound

1




ん	ん	ん	ん

## Japanese Hiragana Mnemonics Index

Timothy Stout, Illustrations by Alexis Cowan

あ		A: "Open your mouth and say 'Ahh,'" says the dentist.	さ		SA He <u>saw</u> something that made him smile.
い		I: The two "I's" in <u>Hawaii</u>	し		SHI <u>She</u> has a ponytail.
う		U <u>Uw!</u> There's a bug on your ear!	す		SU It's another perfect dive by <u>Super</u> Diver.
え		E An <u>elf</u> hanging ornaments on a Christmas tree.	せ		SE Mother <u>sets</u> Baby on her lap.
お		O <u>Oh!</u> A hole in one!	そ		SO Fix the rip by <u>sewing</u> a zigzag stitch.
か		KA " <u>Kah</u> " a crow cries as it flies to a tree on the top of a cliff.	た		TA "t" and "a" spell " <u>ta</u> "
き		KI A <u>key</u> .	ち		CHI A <u>cheer</u> leader.
く		KU A <u>cuckoo</u> 's beak.	つ		TSU <u>Tsun</u> ami waves can be very destructive.
け		KE <u>Kendo</u> is a traditional Japanese sport using wooden swords.	て		TE The shape of "TE" is in the palm of your right hand, and the word for "hand" in Japanese is "TE."
こ		KO A <u>koala</u> climbing a tree.	と		TO Ouch! There's a thorn in my <u>toe</u> !

な		NA A beaver <u>gnawing</u> on a tree	め		ME This bicycle needs a <u>mechanic</u> .
に		NI A <u>knee</u>	も		MO You can catch <u>more</u> fish with <u>more</u> bait.
ぬ		NU A <u>new</u> bicycle	や		YA 100% wool <u>yarn</u> (and two knitting needles)
ね		NE A <u>nest</u> in a tree	ゆ		YU <u>You</u> stabbed the fish!
の		NO “ <u>No</u> Parking”	よ		YO A <u>Yo-yo</u>
は		HA A <u>hockey</u> player	ら		RA The fan cheered: <u>Rah! Rah! Rah!</u>
ひ		HI <u>He</u> has a big smile on his face.	り		RI A <u>ring</u> on your finger.
ふ		FU* Mount <u>Fuji</u> is a dormant volcano.	る		RU Three (3) <u>rubies</u>
へ		HE An arrow pointing to <u>heaven</u>	れ		RE The <u>radio</u> tower was struck by lightning.
ほ		HO <u>Holding</u> the hockey stick with two hands he is ready to play!	ろ		RO The three (3) rubies <u>rolled</u> away!
ま		MA He will <u>mop</u> the floor.	わ		WA A <u>waterfall</u> rushing past a tree
み		MI Who is number 21? <u>Me!</u>	を		O* (sometimes WO “ <u>Whoa!</u> ” calls the cowboy to his horse.
む		MU <u>Moo!</u>	ん		N It sounds a bit like the letter “ <u>n</u> .”

\*Pronounce “FU” without your teeth and lips touching.

# HIRAGANA

## MEMORY HINT

### Worksheet Booklet

HIRAGANA Memory Hint Worksheets are designed to support teachers in introducing how to write Hiragana characters with correct stroke orders and provide practice for their students.

The illustrations on these worksheets are based on the HIRAGANA Memory Hint app / Flashcards. To get the most out of these resources and learn more effectively, students are encouraged to use the HIRAGANA Memory Hint Worksheets in combination with the app / flashcards.

For more information on the HIRAGANA Memory Hint app,  
visit: <https://kansai.jpff.go.jp/en/resource/e-learning/memoryhint.html>

For more information on the HIRAGANA Memory Hint Flashcards,  
visit: <https://jpf.org.au/classroom-resources/resources/hiragana-memory-hint-flashcards/>

