

Japanese 9

Unit 1 – All About Me!

By the end of the unit I can:

___ Greet and say goodbye to people at different times of day

___ Greet someone I am meeting for the first time

___ Ask someone their name, and answer for me

___ Count to 199 (and maybe higher)

___ Ask someone how old they are, understand their answer and give mine

___ Ask someone where they live & their phone number is, & answer for me


___ Ask someone where their home is, and where they live, and answer for me

___ Ask someone where they are from, their nationality and answer for me

___ Read & write the characters for 'Japan', 'people' & the numbers 1-10 & 100

___ Read hiragana with increasingly less chart support

___ Know when katakana is used and when hiragana is used



CORE COMPETENCIES

Communication

- I can connect and engage with others in my class
- I can ask and give information.
- I am becoming confident to tell when I am not sure.
- I can help someone to understand when they say they aren't sure.


Social Responsibility

- I value the diversity of people in my class

By The End of the Course You Will Be Able To Ask/Answer About...



Who You Are!



Your Family, Friends and Pets!



Your Food Like's & Dislikes!



What You Like to Do!



How You Spend Your Weekends/Free Time!

You will also Read/Write in Hiragana Script



AND MORE!!!!

OUR PROFICIENCY GOAL??? SOLIDLY NOVICE THREE

- Uses words, phrases & some simple sentences
- Uses some variety of vocabulary
- Asks/answers familiar questions
- May be starting to create original statements
- Says when doesn't understand & uses basic strategies to assist



HOW OUR TASKS ARE ORGANIZED



INTERPERSONAL - Speaking and writing between at least 2 people. You may have to work with each other to understand the meaning. 30%



INTERPRETIVE –You show you understand what you are hearing and/or reading either by choosing an answer or using 'clues/past knowledge' to understand. 35%



PRESENTATIONAL – Task that ask to present information – either speaking or writing such as a short talk, written note, paragraph etc. 30%

ENGAGEMENT IN LEARNING – Are you always prepared & ready to take part'? Are you a positive presence in classroom activities? You and I will evaluate this component. 5%

PRESENTATIONAL - One-way communication – a piece of writing, a memorized/scripted conversation or piece of speaking

<p>EXTENDING</p> <p>E 100%</p> <p>E- 95%</p>	<ul style="list-style-type: none"> You demonstrate mastery of current/past unit concepts and language structures You personalize your communication through your variety of word choice, complexity of language and voice You make very few errors in word choice and sentence structure. Your errors are due to 'pushing' and taking risks to create with the language You effectively incorporate different knowledge/skills in different contexts
<p>PROFICIENT</p> <p>P+ 91</p> <p>P 86</p> <p>P- 80</p>	<ul style="list-style-type: none"> You demonstrate a solid understanding of current concepts & language structures You effectively use vocabulary & structures from current/previous learning You make some errors, but they do not detract from your message You are taking risks to say more of what you want to say (beyond memorized chunks/phrases)...and you may need to more of that! You are demonstrating an attention to detail and complexity beyond the basics.
<p>DEVELOPING</p> <p>DV+ 75</p> <p>DV 70</p> <p>DV- 65</p>	<ul style="list-style-type: none"> You demonstrate knowledge and use of current unit concepts and language structures You demonstrate some evidence of previously learned structures and vocabulary Your make errors that may detract but your work is generally understandable You use basic vocabulary and simple language structures
<p>EMERGING</p> <p>EM+ 60</p> <p>EM 55</p> <p>EM- 50</p>	<ul style="list-style-type: none"> You demonstrate very limited knowledge and use of current unit concepts and language structures You demonstrate little evidence of previously learned structures and vocabulary Your errors detract and may make your work difficult to understand With support you are starting to communicate in simple sentences
<p>INSUFFICIENT EVIDENCE</p> <p>IE+ 45</p> <p>IE 40</p> <p>IE- **</p>	<ul style="list-style-type: none"> You are often absent and/or not engaged in learning and communicating You are not yet able to demonstrate a basic knowledge, or use of, the concepts and language structures presented Your errors and lack of vocabulary make any communication challenging...even with support

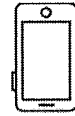
INTERPERSONAL – speaking involving more than one person; not memorized or scripted

<p>EXTENDING</p> <p>E 100%</p> <p>E- 95%</p>	<ul style="list-style-type: none"> You voluntarily use the language regularly in class You transfer learning in spontaneous situations You use sophisticated language to clearly & consistently express yourself You effectively use strategies to help yourself, and your partner, to remain in the language
<p>PROFICIENT</p> <p>P+ 91</p> <p>P 86</p> <p>P- 80</p>	<ul style="list-style-type: none"> You voluntarily use the language regularly in class You express yourself clearly and consistently in the language You include details and complexity beyond the basics You use a variety of reaction words and ask relevant follow-up questions You have strategies to help yourself, and your partner, to remain in the language
<p>DEVELOPING</p> <p>DV+ 75</p> <p>DV 70</p> <p>DV- 65</p>	<ul style="list-style-type: none"> You sometimes use the language voluntarily in class You can communicate basic information with limited detail You use a limited reaction words and can ask simple follow-up questions You attempt to use strategies to help yourself, and your partner, to remain in the language
<p>EMERGING</p> <p>EM+ 60</p> <p>EM 55</p> <p>EM- 50</p>	<ul style="list-style-type: none"> You rarely use the language voluntarily in class You can communicate some basic information with support You repeat reaction words and rarely ask simple follow-up questions You rely on English, and your partner, to maintain the conversation
<p>INSUFFICIENT EVIDENCE</p> <p>IE+ 45</p> <p>IE 40</p> <p>IE- **</p>	<ul style="list-style-type: none"> You very rarely use the language voluntarily in class You are not yet able to communicate some basic information even with support You may repeat reaction words and do not ask simple follow-up questions You rely heavily on English, and your partner, to maintain the conversation

INTERPRETIVE – Do you understand what you hear and read?

<p>EXTENDING</p> <p>E 100%</p> <p>E- 95%</p>	<ul style="list-style-type: none"> You demonstrate an extensive understanding of current/past unit concepts, vocabulary and language structures You can identify the main idea and provide higher-level details and make inferences You use various strategies to further understand
<p>PROFICIENT</p> <p>P+ 91</p> <p>P 86</p> <p>P- 80</p>	<ul style="list-style-type: none"> You demonstrate a solid understanding of current/past unit concepts, vocabulary and language structures You can identify most details and sometimes make inferences You use strategies to further understand
<p>DEVELOPING</p> <p>DV+ 75</p> <p>DV 70</p> <p>DV- 65</p>	<ul style="list-style-type: none"> You demonstrate understanding of some current/past unit concepts, vocabulary and language structures You can identify the main idea and some basic details You can use limited strategies to further understand
<p>EMERGING</p> <p>EM+ 60</p> <p>EM 55</p> <p>EM- 50</p>	<ul style="list-style-type: none"> You demonstrate very limited understanding of some current/past unit concepts, vocabulary and language structures You can usually identify the main idea You rarely use strategies to further understand
<p>INSUFFICIENT EVIDENCE</p> <p>IE+ 45</p> <p>IE 40</p> <p>IE- **</p>	<ul style="list-style-type: none"> You are not yet able to demonstrate a basic understanding of current/past unit concepts, vocabulary and language structures You can rarely identify the main idea You do not yet use strategies to further understand

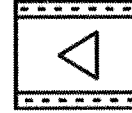
REMINDERS....



Your phone is for use for accessing information or resources. You are expected to not use this for personal use during class time



Got a Question after class? Check the website! You can also email me (I don't check it after 9:30pm).



Review? Check the YouTube review videos and the Quizlet links!



Late? Knock & wait to be let in. Missing a class? I expect you to contact me directly as well as inform the school.



Music? Yes - we listen as a class! Requests are okay! No headphones please!



Need some help? Just ask! I'm happy to assist!

ABSENCE FROM CLASS

- If you are absent due to illness..
 - Parent/Guardian contacts school
 - Email to the Sensei that you will be away
 - Check class blog and do best to keep up with learning

CLASS RESOURCES - EMAIL/BLOG/TEAMS

EMAIL – colee@sd43.bc.ca

- Communication with the teacher/school using DISTRICT email
- Sensei does final email check at 9:30pm. Do not email after and expect a response. Do not use that as an ‘excuse’

CLASS BLOG – pinetreejapanese.edublogs.org (link on Teams & School Staff List page)

- Daily lesson information/HOMEWORK/links/resources
- Story Resources for Independent Reading...no matter your level there's a story for you to read – each story has a colour text, vocabulary list and audio

TEAMS

- Daily announcements IF NEEDED
- Word/Phrase of the day
- Handing in any assignments done online
- Asking Questions on the public Q's for Sensei Channel(Email for questions/communication that only you & Sensei see)

TRANSLATORS/ PLAGIARISM/COPYING OTHERS' WORK

- There is no need to use translators, copy others etc.
- Fully meeting students avoid constant dictionary use. Too much use of the dictionary means you are working at a minimally meeting level.
- If you look up a word you must include it in the glossary attached to your assignment
- Any work that does not appear to be your own will be discussed with the Sensei. It will not be assessed and parents/administration will be informed


GETTING HELP/ASSISTANCE

- “Q's for Sensei” channel on Teams – your question on a public channel that others on the Team can also see
- Email – communicate directly with the Sensei (I check every evening at 9:30 pm)

TYPING IN JAPANESE


- You are not required to type your assignments – this is an option
- If you choose to type assignments you will hand them in via Teams
- Typing assistance on the Blog – look for the “Typing in Japanese” page on the menu to learn how to type in Japanese and practice

YES YOU'RE LEARNING JAPANESE...BUT WHAT OTHER SKILLS ARE YOU DEVELOPING IN CLASS?




RISK-TAKING

- You will learn to risk, to try, to fail and forge ahead.
- You will be supported as you set out to learn and use new material.
- You will not be in alone in this.
- You will be asked to put your new learning into use and develop the 'courage to try'.



COMMUNICATION SKILLS

- You will be learning how to speak and more importantly how to listen.
- You will learn that good listening requires your participation to be done well.
- You will learn that being a supportive listener is often more important than being a 'talker'.
- You will have to clarify when asked and learn to ask for clarification when you don't understand.



AND MOST IMPORTANTLY....
This ability to speak confidently giving concrete examples about your people and personal skills' is the real value of my class to your future



REFLECTIVE SELF-AWARENESS

- You will be asked to reflect on how you felt/met/didn't meet the goal
- You will be asked to evaluate and reflect upon the experience.
- You will develop the ability to self-reflect and assess, to be aware of your strengths and weaknesses (and how to improve upon them).




INITIATIVE

- You will be meeting challenges to demonstrate a skill set and personal challenges as well.
- These skills you are being challenged to acquire will lead towards meeting proficiency goals in class.
- Your initiative, will be needed to meet them – I can't do that for you.



GROUP SKILLS

- You will be learning to negotiate work with partners & groups.
- You will work with some who are as strong as you, and those that are stronger.
- You will learn perhaps to lead and also when it is key to allow others to shine.



Extra Things We Wanted to Know:

Greetings/Farewells:

Good Morning

Good Day

Good Evening* read only

こんばんは

Good Night* read only

おやすみ なさい

Goodbye (formal)

Goodbye (friend)

Conversational Items:

Nice weather isn't it.

Yes it is.

How are you?

I am fine.

What is your name?

My name is....

I (girls)

I (boys)

How old are you?

I am ___ years old

Fourteen

Thirteen

Numbers (Hiragana & Kanji)

One

Two

Three

Four

Five

Six

Seven

Eight

Nine

Ten

Hundred

Where are you from?

I am from ____

Japan

Canada

China

Korea

USA

What nationality are you?

Japanese

Canadian

American

Chinese

Korean

What grade are you?

Grade 9

Grade 10

High School

Where do you live? (Where is your house?) _____

I live in Coquitlam _____

What is your phone number? _____

My phone number is 444-4444. _____

What is your address? _____

My address is 333 Main Street. _____

Expressions

Teacher _____

I'm thinking _____

Excuse me _____

Thank you _____

Yes _____

No _____

That's good. _____

Homework _____

My friend _____

Me too (anyone) _____

Me too (boys) _____

Quizlet

Unit 1 - All About Me

Study online at quizlet.com/_117bms

1. American	amerikaじん	34. hundred	ひゃく
2. Canada	kanada	35. I am fine.	げんき です。
3. Canadian	kanadaじん	36. I am from __	__ から きました。
4. China	ちゅうごく	37. I am __years old	__ さい です。
5. Chinese	ちゅうごくじん	38. I live in Coquitlam	kokkitoramuです。
6. Eight	はち	39. I/me (girls and guys)	わたし
7. eight	はち	40. I/me (guys only)	ぼく
8. eight- kanji	八	41. i'm thinking	ええと
9. Eleven	じゅういち	42. Japan	にほん
10. eleven	じゅういち	43. Japanese	にほんじん
11. eleven- kanji	十一	44. Korea	かんこく
12. excuse me	すみません	45. Korean	かんこくじん
13. Five	ご	46. Me too (anyone)	わたしも
14. five	ご	47. Me too (boys)	ぼくも
15. five- kanji	五	48. Middle School	ちゅうがっこう
16. Four	よん・し	49. My friend	わたしの ともだち
17. four	し・よん	50. my name is __	__ です。
18. four- kanji	四	51. My phone number is 444-4444.	でんわばんごうは 444の4444 ばんです。
19. fourteen years old	じゅうよん さい です。	52. My phone number is 777-8888	でんわばんごうは 777の8 888ばんです。
20. goodbye (formal)	さようなら	53. nice weather isn't it?	いい おてんき ですね
21. goodbye (informal)	じゃ、また あした	54. Nine	く・きゅう
22. good day	こんにちは	55. nine	く・きゅう
23. good evening	こんばんは	56. nine- kanji	九
24. good morning	おはよう ございます	57. no	いいえ
25. good night	おやすみ なさい	58. One	いち
26. Grade 8	ちゅうがく 2 ねんせい	59. one	いち
27. Grade 9	ちゅうがく 3 ねんせい	60. one hundred- kanji	百
28. Grade 10	こうこう 1ねんせい	61. one- kanji	一
29. Grade 11	こうこう 2 ねんせい	62. Seven	しち・ なな
30. High School	こうこう	63. seven	なな・ しち
31. homework	しゅくだい		
32. how are you?	おげんき ですか。		
33. how old are you?	なんさい ですか。		

64. **seven- kanji**
65. **Six**
66. **six**
67. **six- kanji**
68. **teacher**
69. **Ten**
70. **ten**
71. **ten- kanji**
72. **thank you**
73. **that's good**
74. **thirteen years old**
75. **Three**
76. **three**
77. **three - kanji**
78. **Twenty**
79. **Two**
80. **two**
81. **two- kanji**
82. **USA**
83. **What grade are you?**
84. **what is your name?**
85. **What is your phone number?**
86. **What nationality are you?**
87. **Where are you from?**
88. **Where do you live? (Where is your house?)**
89. **yes**
90. **yes it is (nice weather)**

七
ろく
ろく
六
せんせい
じゅう
じゅう
十
ありがとう
いいです。
じゅうさん さいです。
さん
さん
三
にじゅう
に
に
二
amerika
なん ねんせい ですか。
おなまえは？
でんわばんごうは なんばん ですか。
なに人 ですか。
どこ から きましたか。
うち は どこ ですか。
はい
そう ですね。

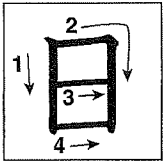
Quizlet

Unit 1 - All About Me

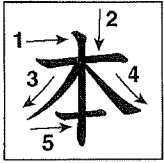
Study online at quizlet.com/_117bms

1. amerika	USA	28. こうこう 2 ねんせい	Grade 11
2. amerikaじん	American	29. こんにちは	good day
3. kanada	Canada	30.こんばんは	good evening
4. kanadaじん	Canadian	31. __ __ さい です。	I am __years old
5. kokkitoramuで す。	I live in Coquitlam	32. さようなら	goodbye (formal)
6. ありがとう	thank you	33. さん	Three
7. いいえ	no	34. さん	three
8. いい おてんき で すね	nice weather isn't it?	35. しち・ なな	Seven
9. いい です。	that's good	36. じゃ、また あした	goodbye (informal)
10. いち	One	37. じゅう	ten
11. いち	one	38. じゅう	Ten
12. うちはどこです か。	Where do you live? (Where is your house?)	39. じゅう いち	eleven
13. ええと	i'm thinking	40. じゅういち	Eleven
14. おげんき です か。	how are you?	41. じゅうさん さい です。	thirteen years old
15. おなまえは ?	what is your name?	42. じゅうよん さい です。	fourteen years old
16. おはよう ござい ます	good morning	43. しゅくだい	homework
17. おやすみ なさい	good night	44. し・ よん	four
18. __ __ から きまし た。	I am from __	45. すみません	excuse me
19. かんこく	Korea	46. せんせい	teacher
20. かんこくじん	Korean	47. そう ですね。	yes it is (nice weather)
21. く・ きゅう	Nine	48. ちゅうがく 2 ねんせい	Grade 8
22. く・ きゅう	nine	49. ちゅうがく 3 ねんせい	Grade 9
23. げんき です。	I am fine.	50. ちゅうがっこう	Middle School
24. ご	five	51. ちゅうごく	China
25. ご	Five	52. ちゅうごくじん	Chinese
26. こうこう	High School	53. __ __ です。	my name is __
27. こうこう 1ねんせ い	Grade 10	54. でんわばんごうは 444の4444 ばんです。	My phone number is 444-4444.
		55. でんわばんごうは 777の8 888ばんです。	My phone number is 777-8888
		56. でんわばんごうは なんばん で すか。	What is your phone number?
		57. どこ から きましたか。	Where are you from?

58.	なな・しち	seven
59.	なに人ですか。	What nationality are you?
60.	なんさいですか。	how old are you?
61.	なんねんせいですか。	What grade are you?
62.	に	two
63.	に	Two
64.	にじゅう	Twenty
65.	にほん	Japan
66.	にほんじん	Japanese
67.	はい	yes
68.	はち	Eight
69.	はち	eight
70.	ひゃく	hundred
71.	ぼく	I/me (guys only)
72.	ぼくも	Me too (boys)
73.	よん・し	Four
74.	ろく	Six
75.	ろく	six
76.	わたし	I/me (girls and guys)
77.	わたしのともだち	My friend
78.	わたしも	Me too (anyone)
79.	一	one- kanji
80.	七	seven- kanji
81.	三	three - kanji
82.	九	nine- kanji
83.	二	two- kanji
84.	五	five- kanji
85.	八	eight- kanji
86.	六	six- kanji
87.	十	ten- kanji
88.	十一	eleven- kanji
89.	四	four- kanji
90.	百	one hundred- kanji



									日	日
--	--	--	--	--	--	--	--	--	---	---



									本	本
--	--	--	--	--	--	--	--	--	---	---



									人	人
--	--	--	--	--	--	--	--	--	---	---

7



Listen to the tape and complete the table. The first one has been done for you.

	Kate is talking to	It's morning	It's after 11	They're saying goodbye
a	Yuusuke & Emma		√	
b				
c				
d				
e				

Nakamura Sensei is a bit forgetful. He often confuses the names of his students. Help him to sort them out by matching each student with his/her correct name.

a	
b	
c	
d	
e	
f	
f	
g	
h	
i	



1

a ゆうすけ

g トニニ



5

6



h ペン

f ゆき


e ケイト

b はじょの
ハジヨーノ


7



2



3



c たかこ

i けんいち

8



4



9

d えま
エマ

a Mr Nakamura

むら ん

b Hello.

んにちは。

c Yuki

d Yuusuke

う

e Good morning.

は うござ

f Takako.

g Goodbye.

う ら。

h See you tomorrow.

i Everyone

j Kenichi




ん ち



エ	ハ	ケ	エ	ゆ	き	ハ	ケ	エ	ハ
お	は	よ	う	ご	ざ	い	ま	す	ト
ケ	エ	す	ハ	ケ	た	エ	た	ハ	ベ
さ	け	ケ	エ	ハ	か	ケ	あ	エ	ケ
よ	ハ	ケ	エ	ハ	こ	ケ	し	ハ	ゆ
う	エ	ハ	ケ	ト	け	エ	た	み	き
な	か	む	ら	せ	ん	せ	い	な	ト
ら	ハ	ケ	エ	ハ	い	ト	ケ	さ	ハ
エ	ケ	こ	ん	に	ち	は	エ	ん	ト

Fill in the empty speech bubbles in the pictures with the number of the appropriate response from the list.

- 1 エマ です。
- 2 せんせい、おはようございます。
- 3 また あした。
- 4 さようなら。
- 5 こんにちは、 ゆきさん。
- 6 おなまえは？



These people are celebrating their birthday. Find out how old they are by counting the candles on the cakes. Then write down their ages.

Example: Masami




ま さ み は 六 さ い です。

A Akemi



--	--	--	--	--	--	--	--	--	--	--	--

B Taka



--	--	--	--	--	--	--	--	--	--	--

C Naoko



--	--	--	--	--	--	--	--	--	--	--	--

D Takeshi



--	--	--	--	--	--	--	--	--	--	--	--

E Chiseka



--	--	--	--	--	--	--	--	--	--	--	--



Listen to the conversations and write, in English, the phone number of each person speaking.

1	4
2	5
3	6



Listen to the Obento students introduce themselves. Write their names in English in the order in which you hear them.

a	_____	e	_____
b	_____	f	_____
c	_____	g	_____
d	_____		

12

Write down the ages that come immediately after the ones given.

A 十三さい

さい
さい
さい
さい
さい

B 二十九さい

F 六さい

さい
さい
さい
さい
さい

C 五さい

G 十五さい

D 十さい

H 三十さい

E 十八さい

I 十四さい

J 二十七さい

Listen to the messages on Takako's answering machine. Match the callers with the correct phone number.

A	
B	
C	
D	
E	

1 670-2244




4 764-8011

5 864-0492



3 894-0492

7 763-2966



2 731-8461

6 773-0210



Write these names in Japanese.

A Mr Ishikawa

--	--	--	--

B Ms Seki

--	--

C Mr Takahashi

--	--	--	--

D Mr Ideishi

--	--	--	--

E Ms Sakai

--	--	--

F Ms Tanaka

--	--	--

G Mr Akai


--	--	--


H Ms Oki


--	--

You are an interpreter hosting an international soccer tournament in Japan. Link each team to its team banner.



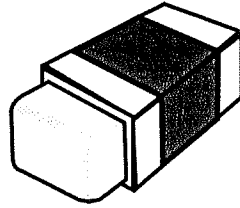
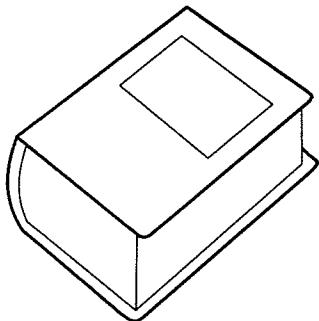
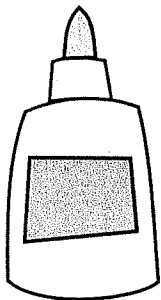

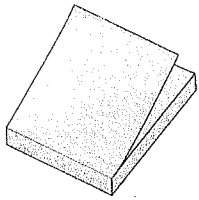
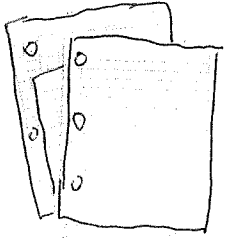
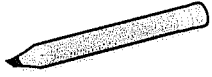
Read the captions underneath these pictures and write the details in English.

A 
 わたしは ^{にーな} ニーナ です。
^{あめりか} アメリカ人 です。
 うち ^{にゅーよーく} は ニューヨーク です。
 十五さい です。

B 
 ぼくは ^{けん} ケン です。
^{にゅーじーらんど} ニュージーランドの
^{うえりんとん} ウェリントンから
 きました。十六さい です。

C 
 わたしは ますみ です。
 日本人 です。 うち ^{ながさき} は
 ながさき です。 十四さい
 です。

Label the pictures using the words below!



せんせい

じしよ

のり

ふでばこ

ふせん

えんぴつ

はさみ

かみ

ごむ
けしゴム

きもの1

なまえ: _____

kurasu: _____

A Draw lines to match up each symbol and its greeting to the appropriate greeting below.




おはよう
ございます

こんにちは

さようなら

こんばんは

おやすみなさい



1 こんにちは

2 おはようございます

3 おやすみなさい

4 こんばんは

5 さようなら

B The きもの characters are showing how to count in Japanese using your fingers. Draw a line connecting each character with the *kanji* for the number they are indicating.



四



二



三



一

五



B You want to find out what number all your friends in the basketball team are. You have been given the information in Japanese. From the information given, write down the team numbers of your friends in English.




- | | |
|----------------------|----------------------|
| 1 十二ばんは Terii くん です。 | 4 八ばんは Amanda さん です。 |
| 2 十三ばんは せんせい です。 | 5 十一ばんは Hose くん です。 |
| 3 九ばんは はなこ さん です。 | 6 七ばんは ゆうこ さん です。 |

name	team number
Hose	
はなこ	
Terii	
せんせい	
Amanda	
ゆうこ	

C Draw a line to match each question or statement in the left-hand column to a suitable answer in the right-hand column.

- | | |
|-------------------------|-----------------|
| 1 九ばんは ゆうこ さん ですか。 | 1 Terii です。 |
| 2 けしgomu です。どうぞ。 | 2 ほん です。 |
| 3 Amanda さん は なんさい ですか。 | 3 はい、ゆうこ さん です。 |
| 4 おなまえは? | 4 ありがとう。 |
| 5 日本語で なん です か。 | 5 十二さい です。 |

E Here is a picture of the すずき *apaato* showing where the people whose telephone number you took down earlier live.



1 Write in the number of each person's apartment on the table below.

apaato	なまえ	でんわばんごう
	わたなべ けいいち	七八六の二三二一
	いしかわ ただし	六〇六の五九四一
	たなか きみこ	四七八の九三〇九
	つるた はなこ	五五四の三八七二
	ほんだ そのみ	二〇〇の九〇〇〇
	たかだ たろう	四一二の三六七八

2 Answer these questions about the people who live in the すずき *apaato* in 日本語.

- a) Whose telephone number is 606 5941? _____
- b) Who lives in apartment number 13? _____
- c) What is そのみさん's telephone number? _____
- d) Who lives in number 15? _____
- e) Whose telephone number is 554 3872? _____
- f) Whose telephone number is 478 9309? _____

C It's amazing how much Japanese you know already. You will find that you can identify from the list of Japanese expressions below an expression for each of the following situations. Write the number of the appropriate expression beside each situation.

- 1 おなまえは?
- 2 せんせい、すみません
- 3 わあ!
- 4 おはよう!
- 5 Amandaさん、こんにちは



- 1 You have slipped over and fallen into a mud puddle. What do you exclaim? _____
- 2 You want to ask the new student what her name is. _____
- 3 You accidentally walked in front of your teacher who is carrying a pile of books. To excuse yourself, you say... _____
- 4 You see your friend's younger brother on the way to the milk bar and say 'morning!' _____
- 5 The teacher sees Amanda down the street. She says... _____

D The Japanese teacher, ほんだせんせい, has written these new words on the board. You have copied them into your book, but in a different order. Check that you have copied them all by drawing a line between the same words in each list.

- | | |
|---------|---------|
| 1 こんにちは | 1 えっ!? |
| 2 すみません | 2 あっ!? |
| 3 さようなら | 3 みなさん |
| 4 あっ!? | 4 せんせい |
| 5 みなさん | 5 すみません |
| 6 こんばんは | 6 さようなら |
| 7 えっ!? | 7 こんにちは |
| 8 せんせい | 8 こんばんは |





Listen to the messages on Takako's answering machine. Match the callers with the correct phone number.

A	
B	
C	
D	
E	

1 670-2244



4 764-8011

5 864-0492



3 894-0492

7 763-2966



2 731-8461

6 773-0210



Read the captions underneath these pictures and write the details in English.



A

わたしは ^{にーな}ニーナ です。
 あめりか人 です。
 うちの ^{にゅーよーく}ニューヨーク です。
 十五さい です。



B



ぼくは ^{けん}ケン です。
^{にゅーじーらんど}ニュージーランドの
^{うえりんとん}ウエリントンから
 きました。十六さい です。




C

わたしは ^{ますみ}ますみ です。
 日本人 です。 うちの
^{ながさき}ながさき です。 十四さい
 です。

きもの2 ・ おなまえは？



すみません。




ぼくは Hose です。
どうぞよろしく。



ほんです。
どうぞ。



これは えんぴつ ですか。



はい、えんぴつ です。



これは なん ですか。

ふでばこ です。

どうぞ。



ありがとう。

おなまえは？



いただきます



tadakimasu (This is said at the start of a meal.):
Here you listen to the CD, look at the cartoon and
try to guess what the people are saying.

こんにちは。
ぼくは ベン です。
Today Takako invited all
the exchange students
to see the Japanese
sport of kendo.



一、二、三、四、五、
六、七、八、九、十。

はじめ!

一、二、三、四、五、
六、七、八、九、十。

もういちど!



ゆうすけくん、
あれは なん ですか。

けんどう です。

二十!はじめ!

一、二、三、四、五、六、七、
八、九、十、十一、十二、
十三、十四、十五、十六、
十七、十八、十九、二十。

よし! おわり!


ありがとう
ございました。

なあに?





さかこさん



おたんじょうびおめでとう!



2



3





Oshooyu (soya sauce): in this section you'll find something 'spicy' to say or write.

はじめ
Start!

おわり
Finish!

もういちど
Once more!

よし
Alright then

ありがとうございました
Thank you very much.

なあに?
What?

おたんじょうび
おめでと
Happy Birthday

プレゼントです
It's your present.

どうぞ
Here you are.

ありがとう
Thanks

なんですか
What is it?

けいたいでんわ
Mobile phone

うれしい
Great!

どうもありがとう
Thank you.

もしもし
Hello (on the phone)



Questions

- 1 How many strokes did the kendo club practise in the first two rounds? How many in the third round? What did Harjono ask Kenichi?
- 2 How do you wish someone happy birthday in Japanese?
- 3 How old is Takako today? How do you ask someone's age in Japanese?
- 4 How do you answer the phone in Japanese? What is Ben's phone number?
- 5 Why did they laugh at the end?
- 6 What are the four ways of saying 'thank you' used in this story?



なまえ: _____

Test 2

Part C: Reading

Task 1


Write the number of the sentence on the left which is needed to complete the conversation on the right.

- 1 うちはどこですか。
- 2 おなまえは?
- 3 どこから きましたか。
- 4 十三 さい です。
- 5 一 ねんせい です。
- 6 三一四の 八九二〇 です。

- a _____
わたしは あき です。
でんわ ばんごうは?
- b _____
- c _____
日本 から きました。
なん ねんせい ですか。
- d _____
- e _____
シドニー です。
なん さい ですか。
- f _____

Task 2

Read these self-introductions about the people in the pictures and then complete the information in English.




こんにちは。ぼくの なまえは トニー です。どうぞ よろしく。
ぼくは 六 さい です。一 ねんせい です。でんわ ばんごうは
三五一の 九七八一 です。

Name: _____

Age: _____

Year at school: _____

Telephone: _____



おはようございます。わたしは さちこ です。日本から きました。
わたしは 十四 さい です。でんわ ばんごうは 二八三の 六六
七一 です。ちゅうがく 二 ねんせい です。

Name: _____

Age: _____

Year at school: _____

Telephone: _____

Test I Part C: Reading (continued)

Task 3

Read the following introductions and answer the questions in English.

a おはようございます。わたしは ゆき です。日本から きました。どうぞ よろしく。

b こんにちは。わたしは カーラ です。どうぞ よろしく。わたしは アメリカ から きました。

c こんにちは。ぼくは トニー です。カナダから きました。

a 1 Who is the speaker? _____

2 Where is she from? _____

3 Is the conversation taking place before or after lunch? _____

b 1 Who is the speaker? _____

2 Where is she from? _____

3 Is the conversation taking place before or after morning recess? _____

c 1 Who is the speaker? _____

2 Where is he from? _____

3 Is the conversation taking place before school or after morning recess? _____

Task 4

Read the following dialogue and answer the questions in English.

たかこ: こんにちは。エマ さん ですか。

ケイト: いいえ、ケイト です。どうぞ よろしく。

たかこ: ああ、ケイト さん ですね。わたしは たかこ です。どうぞ よろしく。どこから きましたか。

ケイト: ニュージージーランドから きました。どこから きましたか。

たかこ: 日本から きました。

ケイト: またね。

たかこ: また あした。さようなら。

a Who is the conversation between? _____

b At what time of the day are they talking? _____

c Where are the speakers from? _____

d When will they see each other again? _____

みなさん！



こんにちは！ ぼくの なまえは のんき です。ぼくは げんき
です。14さいです。えんぴつ と じしよが あります。でんわ

ばんごうは 888の 3454ばん です。^{にほん}日本から きました。

ともだちの なまえは かわいいちゃん です。かわいいちゃんは とても げんき
です。かわいいちゃんは 13さい です。かわいいちゃんは じしよが
ありません。でも (but)、ものさしが あります。かわいいちゃんは
かんこく から きました。みなさん、どうぞ よろしく

Fill in the information in English about what you read. If there is no information write "no information".

	Name:	Name:
Health		
Age		
Items they have/haven't		
Phone number		
Where from		

Read the following and answer the questions in English.

A) けいこ： おはよう ございます。 おなまえは なんです か。

Emma： Emmaです。おなまえ は？

けいこ： けいこです。 どこ から きました か。

Emma： かんこくから。。。 けいこさんは、どこ から きましたか。

けいこ： 日本 から きました。

What time of the day is it? _____

Where is Emma from? _____

Where is Keiko from? _____

B) けんいち： はじめまして、けんいちです。

いちろ： はじめまして、いちろ です。なんさい ですか。

けんいち： じゅうよん さい です。 いちろくんは？

いちろ： さんじゅう さい です。

けんいち： どうぞ よろしく。

いちろ： どうぞ よろしく。さようなら。


Have these two met before? _____

Is Kenichi older or younger than Ichiro? _____

By how many years is he older or younger? _____

What phrase at the end shows that these two are not good friends?

(English) _____



じゅん:おはよう ございます こうじくん!

けいこ:おはよう ございます けいこちゃん!

じゅん:いい おてんき です ね。

けいこ:そうですか。 おげんき ですか。

じゅん: ねむいです。 おげんき ですか。(sleepy)

けいこ:げんき です。 あのね..... じゅんびが ありますか。

じゅん:じゅんびが ありません! クイズが あります。

けいこ:ああああ。 なんですか。

じゅん:えんぴつ と じしよ です。(look at your unit book page 15!)

けいこ:おにいさんは げんき ですか。(older brother)

じゅん:おにいさんは げんきです。

けいこ:おにいさんの なまえは なん ですか。





じゅん:けんじです。 17さいです。

けいこ:そうですか。 いい ですね。 さようなら!

じゅん:さようなら。。。。

Put a check mark under the name of the person who 'matches' the statement.

	Jun	Keiko
Traditionally female name		
Likes today's weather		
Does not like today's weather		
Stayed up late last night		
Knows if they have preparation work due		
Loves to have assessments in class		
Has a pencil		
Has an older brother		
Asks for detailed information about the brother		
Says goodbye in a formal way		

				
Name	Hussein Maddani	Se-Ri Kim	Susan Parker	Kenji Tanaka
Age	15	17	38	46
Where from	Canadian	Korean/Canadian	Canada	Japanese
Family	American	Korean and Chinese	German (ドイツ・どいつ) and Canadian	Japanese
Grade	9	11	Teacher (きょうし)	Teacher
Phone Number	665-8976	345-6754	882-1142	907-3451

Write out sentences for ~~the~~ the information given. Non-Japanese names may be written in English (Key in back)

Fill in the information in English about what you read. If there is no information write "no information".

Name:	Nonki	Name:	Kawaii
Health	good		very good
Age	14		13
Items they have/haven't	pencil/dictionary		ruler
* page is out back	888-3454		NA
Phone number	Japan		Korea
Where from			

Put a check mark under the name of the person who 'matches' the statement.

	Jun	Keiko
Traditionally female name		<input checked="" type="checkbox"/>
Likes today's weather	<input checked="" type="checkbox"/>	
Does not like today's weather	<input checked="" type="checkbox"/>	<input checked="" type="checkbox"/>
Stayed up late last night	<input checked="" type="checkbox"/>	
Knows if they have preparation work due	<input checked="" type="checkbox"/>	<input checked="" type="checkbox"/>
Loves to have assessments in class	<input checked="" type="checkbox"/>	<input checked="" type="checkbox"/>
Has a pencil	<input checked="" type="checkbox"/>	
Has an older brother		<input checked="" type="checkbox"/>
Asks for detailed information about the brother		<input checked="" type="checkbox"/>
Says goodbye in a formal way	<input checked="" type="checkbox"/>	<input checked="" type="checkbox"/>

Read the following and answer the questions in English.

A) けいこ : おはよう ございます。おなまえは なんですか。

Emma : Emmaです。おなまえは？

けいこ : けいこです。どこからきましたか。

Emma : かんこくから。。。けいこさんは、どこからきましたか。
けいこ : 日本からきました。

What time of the day is it? MORNING

Where is Emma from? Korea

Where is Keiko from? Japan

first time

B) けんいち : はじめまして、けんいちです。

いちろ : はじめまして、いちろです。なんさいですか。

けんいち : じゅうよんさいです。いちろくんは？

いちろ : さんじゅうさいです。

けんいち : どうぞよろしく。

いちろ : どうぞよろしく。さようなら。

Have these two met before? no

Is Kenichi older or younger than Ichiro? younger

By how many years is he older or younger? 16 years

What phrase at the end shows that these two are not good friends?

(English) Nice to meet you

Listening Practice

- 1) なまえは Hussein Maddani です。十五さいです。カナダ (かなだ) からきました。かぞくは アメリカ (あめりか) 人です。九ねんせい です。Hussein のでんわばんごうは 六六五の八九七六ばんです。
- 2) なまえは Kim Se-Ri です。十七さいです。かんこくから きました。かぞくは かんこくと ちゅうごく人です。十一ねんせい です。Se-Ri のでんわばんごうは 三四五の六七五四ばんです。
- 3) なまえは Susan Parker です。カナダ (かなだ) から きました。かぞくは ドイツ (どいつ) 人と カナダ (かなだ) 人です。きょうし です。Susan の でんわばんごうは 八八二の一一四二ばんです。
- 4) なまえは たなか けんじです。日本から きました。かぞくは 日本人 です。きょうし です。けんじの でんわばんごうは 九〇七の三四五一ばん です。

Phone Numbers

1. 9685-4111
2. 9524-6371
3. 8974-3844
4. 6331-4030
5. 4274-1069
6. 7539-4201

Ages

1. 16
2. 17
3. 12
4. 14
5. 15
6. 13

Countries

1. United States - American
2. Canada - Canadian
3. New Zealand - New Zealander
4. Japan - Japanese
5. Indonesia - Indonesian
6. Australia - Italian

日本語 9

おなまえは 何ですか。

なまえは Your name です。

おげんき ですか。

はい、げんき です。

何さい ですか。

Your age さい です。

何ねんせい ですか。

Your grade ねんせい です。

ペンが ありますか。

あります or ありません

でんわばんごうは 何ばん ですか。

でんわばんごうは 3 3 3 の 3 3 3 3 ばん です。

何人^{じん}ですか。

Your passport country じん です。

Have 2? Country と country じん です。

どこから きましたか。

Where you were born から きました。

Page 22 C

1. わあ!
2. おなまえは?
3. せんせい、すみません
4. おはよう!
5. Amanda さん、こんにちは

Page 22 D – should be able to tell – DIDN'T really think I needed a key!!! 🤔

Page 12

- a. なかむらせんせい
- b. こんにちは
- c. ゆき
- d. ゆうすけ
- e. おはようございます。
- f. たかこ

- g. さようなら
- h. また あした
- i. みなさん OR みんな+1 blank (both are correct)
- j. けんいち

Page 16 bottom

A-7 B-5 C-6 D-4 E-1

Page 17 ex 3 – write the last names in hiragana

- a. いしかわ
- b. せき
- c. たかはし
- d. いでいし

- e. さかい
- f. たなか
- g. あかい
- h. おき

Unit book page 11

- a. Yuusuke/Emma After 11
- b. Takako/Yuusuke Goodbye
- c. Emma/Nakamura Sensei Goodbye
- d. Harjono/Emma/Yuki/Takako/Yuusuke Morning
- e. Sanae Goodbye

Unit book page 14 task 5

- A. 八 B. 十四 C. 十三 D. 七 E. 十四 F. 二十 G. 六
- H. 八 I. 十二 J. 五 K. 十七 L. 六

Unit book page 20

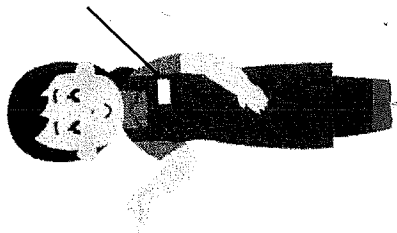

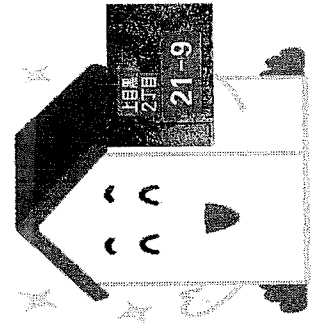





Jose/Hose 11 はなこ 9 Terii 12 せんせい 13 Amanda 8 ゆうこ 子

Unit book page 21 -

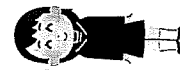
Part 1	Part 2
十五 わたなべ	2-a いしかわ ただし/Ishikawa Tadashi
十四 いしかわ	2-b たかだ たろう/Takada Tarou
二十三 たなか	2-c 200-9000
二十五 つるた	2-d わたなべ けいいち/Watanabe Keiichi
二十四 ほんだ	2-e つるた はなこ/Tsuruta Hanako
十三 たかだ	2-f たなか きみこ/Tanaka Kimiko

Unit book page 31

- A 1 Yuki A2 Japan A3 Before lunch
- B 1 Karla/Carla B2 United States B3 After recess
- C1 Tony C2 Canada C3 After recess



1-6 7-9 10-12



N	WA	RA	YA	MA	HA	NA	TA	SA	KA	A
		RI		MI	HI	NI	CHI	SHI	KI	I
		RU	YU	MU	HU	NU	TSU	SU	KU	U
		RE		ME	HE	NE	TE	SE	KE	E
	WO	RO	YO	MO	HO	NO	TO	SO	KO	O
				PA	BA		DA	ZA	GA	
				PI	BI			JI	GI	
				PU	BU			ZU	GU	
				PE	BE		DE	ZE	GE	
				PO	BO		DO	ZO	GO	

N	WA	RA	YA	MA	HA	NA	TA	SA	KA	A
		RI		MI	HI	NI	CHI	SHI	KI	I
		RU	YU	MU	HU	NU	TSU	SU	KU	U
		RE		ME	HE	NE	TE	SE	KE	E
	WO	RO	YO	MO	HO	NO	TO	SO	KO	O
				PA	BA		DA	ZA	GA	
				PI	BI			JI	GI	
				PU	BU			ZU	GU	
				PE	BE		DE	ZE	GE	
				PO	BO		DO	ZO	GO	